





DESCRIPTION	MODEL	POWDER COATED	BRUSHED STAINLESS STEEL	POLISHED STAINLESS STEEL		DIMENSIONS		
						OW	OD	OH
						INCHES		CENTIMETERS
Plateau Side Table H16" Round Metal Base 	DG ST205	1625	1707	1869	Wood Top	OW	18	46
	DG ST205P	1540	1617	1771	Lacquer Top	OD	18	46
	DG ST205SS	1953	2050	2246	Solid Surface Top	OH	16	41
	DG ST205CAS	2562	2690	2946	Carerra Stone Top			
	DG ST205EMS	2708	2844	3115	Emperador Stone Top			
	DG ST205NMS	2544	2671	2925	Nero Marquina Stone Top			
	DG ST205COS	1472	1546	1693	Customer Own Stone Top			
Plateau Side Table H22" Round Metal Base 	DG ST210	1638	1720	1884	Wood Top	OW	18	46
	DG ST210P	1556	1633	1789	Lacquer Top	OD	18	46
	DG ST210SS	1964	2063	2259	Solid Surface Top	OH	22	56
	DG ST210CAS	2580	2709	2967	Carerra Stone Top			
	DG ST210EMS	2727	2863	3136	Emperador Stone Top			
	DG ST210NMS	2562	2690	2946	Nero Marquina Stone Top			
	DG ST210COS	1484	1558	1706	Customer Own Stone Top			

NOTE

SPECIFY:

Metal Finish	Dimensions are in inches and are approximate.
Wood / Lacquer Finish	Contact Customer Service if dimensions are critical.
Solid Surface	www.elanbydecca.com

For complete list of finish options and codes, see page 5 & 6 of price list or go to www.elanbydecca.com

DESCRIPTION	MODEL	POWDER COATED	BRUSHED STAINLESS STEEL	POLISHED STAINLESS STEEL		DIMENSIONS	INCHES	CENTIMETERS
Plateau Side Table H16" Square Metal Base 	DG ST220	1989	2088	2287	Wood Top	OW	16	41
	DG ST220P	1903	1998	2189	Lacquer Top	OD	16	41
	DG ST220SS	2409	2530	2770	Solid Surface Top	OH	16	41
	DG ST220CAS	3020	3171	3473	Carerra Stone Top			
	DG ST220EMS	3166	3324	3641	Emperador Stone Top			
	DG ST220NMS	3001	3151	3452	Nero Marquina Stone Top			
	DG ST220COS	1928	2025	2218	Customer Own Stone Top			
Plateau Side Table H22" Square Metal Base 	DG ST225	2015	2116	2317	Wood Top	OW	16	41
	DG ST225P	1928	2024	2217	Lacquer Top	OD	16	41
	DG ST225SS	2421	2542	2784	Solid Surface Top	OH	22	56
	DG ST225CAS	3032	3183	3487	Carerra Stone Top			
	DG ST225EMS	3178	3337	3655	Emperador Stone Top			
	DG ST225NMS	3014	3164	3466	Nero Marquina Stone Top			
	DG ST225COS	1940	2037	2231	Customer Own Stone Top			



NOTE

SPECIFY:

- Metal Finish
- Wood / Lacquer Finish
- Solid Surface

Dimensions are in inches and are approximate.
 Contact Customer Service if dimensions are critical.
www.elanbydecca.com

For complete list of finish options and codes, see page 5 & 6 of price list or go to www.elanbydecca.com

DESCRIPTION	MODEL	POWDER COATED	BRUSHED STAINLESS STEEL	POLISHED STAINLESS STEEL		DIMENSIONS		
						OW	OD	OH
						INCHES		CENTIMETERS
Plateau Side Table H16" Oval Metal Base 	DG ST230	1684	1768	1936	Wood Top	OW	25	64
	DG ST230P	1598	1678	1838	Lacquer Top	OD	18	46
	DG ST230SS	1953	2050	2246	Solid Surface Top	OH	16	41
	DG ST230EMS	2708	2844	3115	Carerra Stone Top			
	DG ST230CAS	2562	2690	2946	Emperador Stone Top			
	DG ST230NMS	2544	2671	2925	Nero Marquina Stone Top			
	DG ST230COS	1472	1546	1693	Customer Own Stone Top			
Plateau Side Table H22" Oval Metal Base 	DG ST235	1696	1781	1950	Wood Top	OW	25	64
	DG ST235P	1610	1691	1852	Lacquer Top	OD	18	46
	DG ST235SS	1964	2063	2259	Solid Surface Top	OH	22	56
	DG ST235CAS	2580	2709	2967	Carerra Stone Top			
	DG ST235EMS	2727	2863	3136	Emperador Stone Top			
	DG ST235NMS	2562	2690	2946	Nero Marquina Stone Top			
	DG ST235COS	1484	1558	1706	Customer Own Stone Top			

NOTE

SPECIFY:

Metal Finish

Wood / Lacquer Finish





Solid Surface

Dimensions are in inches and are approximate.

Contact Customer Service if dimensions are critical.

www.elanbydecca.com

For complete list of finish options and codes, see page 5 & 6 of price list or go to www.elanbydecca.com




DESCRIPTION	MODEL	POWDER COATED	BRUSHED STAINLESS STEEL	POLISHED STAINLESS STEEL		DIMENSIONS		
						OW	OD	OH
Plateau Side Table H16" Hexagon Metal Base  	DG ST240	1979	2078	2276	Wood Top	OW	18	46
	DG ST240P	1892	1987	2176	Lacquer Top	OD	16	41
	DG ST240SS	2306	2422	2652	Solid Surface Top	OH	16	41
	DG ST240CAS	2916	3062	3353	Carerra Stone Top			
	DG ST240EMS	3062	3215	3522	Emperador Stone Top			
	DG ST240NMS	2898	3042	3332	Nero Marquina Stone Top			
	DG ST240COS	1826	1917	2099	Customer Own Stone Top			
Plateau Side Table H22" Hexagon Metal Base  	DG ST245	1991	2090	2289	Wood Top	OW	18	46
	DG ST245P	1904	1999	2190	Lacquer Top	OD	16	41
	DG ST245SS	2318	2434	2666	Solid Surface Top	OH	22	56
	DG ST245CAS	2928	3075	3367	Carerra Stone Top			
	DG ST245EMS	3075	3228	3536	Emperador Stone Top			
	DG ST245NMS	2910	3055	3346	Nero Marquina Stone Top			
	DG ST245COS	1836	1928	2112	Customer Own Stone Top			

NOTE

SPECIFY:

Metal Finish	Dimensions are in inches and are approximate.
Wood / Lacquer Finish	Contact Customer Service if dimensions are critical.
Solid Surface	www.elanbydecca.com

For complete list of finish options and codes, see page 5 & 6 of price list or go to www.elanbydecca.com



DESCRIPTION	MODEL	POWDER COATED	BRUSHED STAINLESS STEEL	POLISHED STAINLESS STEEL		DIMENSIONS				
						OW	OD	OH	INCHES	CENTIMETERS
Plateau Café Table: H26 round top, disc base 	PT RT303026	2464	2834	2957	Veneer Top	OW	30	76		
						OD	30	76		
	PT RT303026SSF	2553	2936	3064	Solid Surface Top	OH	26	66		
	PT RT303026CAS	3035	3491	3642	Carerra Stone Top					
	PT RT303026EMS	2782	3200	3339	Emperador Stone Top					
	PT RT303026NMS	2812	3234	3374	Nero Marquina Stone Top					
<hr/>										
Plateau Café Table: H26 round top, disc base 	PT RT363626	2511	2887	3013	Veneer Top	OW	36	91		
						OD	36	91		
	PT RT363626SSF	2847	3274	3416	Solid Surface Top	OH	26	66		
	PT RT363626CAS	3605	4146	4326	Carerra Stone Top					
	PT RT363626EMS	3141	3612	3769	Emperador Stone Top					
	PT RT363626NMS	3187	3665	3825	Nero Marquina Stone Top					
<hr/>										
Plateau Café Table: H26 round top, disc base 	PT RT424226	2565	2949	3078	Veneer Top	OW	42	107		
						OD	42	107		
	PT RT424226SSF	3271	3761	3925	Solid Surface Top	OH	26	66		
	PT RT424226CAS	4182	4810	5019	Carerra Stone Top					
	PT RT424226EMS	3553	4086	4264	Emperador Stone Top					
	PT RT424226NMS	3612	4154	4334	Nero Marquina Stone Top					

NOTE

SPECIFY: Metal Finish

Dimensions are in inches and are approximate.
 Contact Customer Service if dimensions are critical.
www.elanbydecca.com

For complete list of finish options and codes, see page 5 & 6 of price list or go to www.elanbydecca.com



DESCRIPTION	MODEL	POWDER COATED	BRUSHED STAINLESS STEEL	POLISHED STAINLESS STEEL		DIMENSIONS		
						OW	INCHES	CENTIMETERS
Plateau Café Table: H29 round top, disc base 	PT RT242429	2418	2780	2901	Veneer Top	OW	24	61
	PT RT242429SSF	2424	2787	2908	Solid Surface Top	OD	24	61
	PT RT242429CAS	2694	3098	3233	Carerra Stone Top	OH	29	74
	PT RT242429EMS	2488	2861	2986	Emperador Stone Top			
	PT RT242429NMS	2512	2889	3014	Nero Marquina Stone Top			
Plateau Café Table: H29 round top, disc base 	PT RT303029	2453	2821	2944	Veneer Top	OW	30	76
	PT RT303029SSF	2535	2916	3042	Solid Surface Top	OD	30	76
	PT RT303029CAS	3018	3470	3621	Carerra Stone Top	OH	29	74
	PT RT303029EMS	2765	3179	3318	Emperador Stone Top			
	PT RT303029MNS	2800	3220	3360	Nero Marquina Stone Top			

NOTE

SPECIFY: Metal Finish

Dimensions are in inches and are approximate.
 Contact Customer Service if dimensions are critical.
www.elanbydecca.com

For complete list of finish options and codes, see page 5 & 6 of price list or go to www.elanbydecca.com



DESCRIPTION	MODEL	POWDER COATED	BRUSHED STAINLESS STEEL	POLISHED STAINLESS STEEL		DIMENSIONS	INCHES	CENTIMETERS
Plateau Café Table: H29 round top, disc base 	PT RT363629	2500	2875	3000	Veneer Top	OW	36	91
						OD	26	66
	PT RT363629SSF	2835	3261	3402	Solid Surface Top	OH	29	74
	PT RT363629CAS	3600	4140	4320	Carerra Stone Top			
	PT RT363629EMS	3129	3599	3755	Emperador Stone Top			
	PT RT363629NMS	3176	3653	3812	Nero Marquina Stone Top			
Plateau Café Table: H29 round top, disc base 	PT RT424229	2559	2943	3071	Veneer Top	OW	42	107
						OD	42	107
	PT RT424229SSF	3265	3754	3918	Solid Surface Top	OH	29	74
	PT RT424229CAS	4176	4803	5012	Carerra Stone Top			
	PT RT424229EMS	3547	4079	4256	Emperador Stone Top			
	PT RT424229NMS	3606	4147	4327	Nero Marquina Stone Top			

NOTE

SPECIFY: Metal Finish

Dimensions are in inches and are approximate.
 Contact Customer Service if dimensions are critical.
www.elanbydecca.com

For complete list of finish options and codes, see page 5 & 6 of price list or go to www.elanbydecca.com

DESCRIPTION	MODEL	POWDER COATED	BRUSHED STAINLESS STEEL	POLISHED STAINLESS STEEL		DIMENSIONS		
						INCHES	CENTIMETERS	
Plateau Café Table: H36 round top, disc base 	PT RT242436	2429	2794	2915	Veneer Top	OW	24	61
						OD	24	61
	PT RT242436SSF	2435	2801	2922	Solid Surface Top	OH	36	91
	PT RT242436CAS	2712	3119	3254	Carerra Stone Top			
	PT RT242436EMS	2506	2882	3007	Emperador Stone Top			
	PT RT242436NMS	2524	2902	3028	Nero Marquina Stone Top			
Plateau Café Table: H36 round top, disc base 	PT RT303036	2476	2848	2972	Veneer Top	OW	30	76
						OD	30	76
	PT RT303036SSF	2559	2943	3071	Solid Surface Top	OH	36	91
	PT RT303036CAS	3041	3497	3649	Carerra Stone Top			
	PT RT303036EMS	2788	3206	3346	Emperador Stone Top			
	PT RT303036NMS	2818	3240	3381	Nero Marquina Stone Top			

NOTE

SPECIFY:
 Metal Finish

Dimensions are in inches and are approximate.
 Contact Customer Service if dimensions are critical.
www.elanbydecca.com

For complete list of finish options and codes, see page 5 & 6 of price list or go to www.elanbydecca.com