




DESCRIPTION	MODEL	FABRIC GRADES	POWDER COATED	BRUSHED STAINLESS STEEL	POLISHED STAINLESS STEEL	YARDAGE	SQUARE FEET	DIMENSIONS	INCHES	CENTIMETERS
Float Armless Lounge Chair Metal Base 	FT TC300	COM	1865	1958	2144	3	54	OW	29	74
		COL	2051	2154	2359			OD	29	73
		G1	2144	2237	2424			OH	28	70
		G2	2393	2486	2673			SH	16	40
		G3	2502	2595	2781			AH	--	--
		G4	2580	2673	2859			SD	19	49
		G5	2704	2797	2984			SW	29	74
		L1	4380	4482	4688					

Float Lounge Chair Upholstered Arm Metal Base 	FT TC305	COM	2070	2174	2381	3.3	59.4	OW	38	97
		COL	2277	2391	2619			OD	29	73
		G1	2430	2533	2740			OH	28	70
		G2	2750	2853	3060			SH	16	40
		G3	2890	2993	3200			AH	22	57
		G4	2990	3093	3300			SD	19	49
		G5	3150	3253	3460			SW	29	74
		L1	5280	5394	5622					



Float Lounge Chair Wood Arm Metal Base 	FT TC310	COM	2231	2343	2566	3	54	OW	38	97
		COL	2454	2577	2822			OD	29	73
		G1	2513	2624	2848			OH	28	70
		G2	2762	2873	3097			SH	16	40
		G3	2871	2982	3205			AH	22	57
		G4	2948	3060	3283			SD	19	49
		G5	3073	3184	3408			SW	29	74
		L1	4775	4898	5144					



NOTE

SPECIFY: Metal Finish Upholstery Wood / Lacquer Finish

Dimensions are in inches and are approximate.
 Contact Customer Service if dimensions are critical.
www.elanbydecca.com

For complete list of finish options and codes, see page 5 & 6 of price list or go to www.elanbydecca.com

DESCRIPTION	MODEL	FABRIC GRADES	POWDER COATED	BRUSHED STAINLESS STEEL	POLISHED STAINLESS STEEL	YARDAGE	SQUARE FEET	DIMENSIONS	INCHES	CENTIMETERS
Float Armless Lounge Chair	FT TT1912L	COM	2316	2432	2663	3	54	OW	31	79
Left Tablet Arm		COL	2548	2675	2930			OD	29	73
Metal Base		G1	2594	2709	2941			OH	28	70
		G2	2843	2958	3190			SH	16	40
		G3	2951	3067	3299			AH	--	--
		G4	3029	3145	3377			SD	19	49
		G5	3154	3269	3501			SW	29	74
		L1	4862	4990	5245					


Float Lounge Chair	FT TT1912R	COM	2316	2432	2663	3	54	OW	31	79
Right Tablet Arm		COL	2548	2675	2930			OD	29	73
Metal Base		G1	2594	2709	2941			OH	28	70
		G2	2843	2958	3190			SH	16	40
		G3	2951	3067	3299			AH	--	--
		G4	3029	3145	3377			SD	19	49
		G5	3154	3269	3501			SW	29	74
		L1	4862	4990	5245					


NOTE


SPECIFY: Metal Finish Upholstery Wood / Lacquer Finish

Dimensions are in inches and are approximate.
Contact Customer Service if dimensions are critical.
www.elanbydecca.com

For complete list of finish options and codes, see page 5 & 6 of price list or go to www.elanbydecca.com

DESCRIPTION	MODEL	FABRIC GRADES	FABRIC GRADES			YARDAGE	SQUARE FEET	DIMENSIONS		
			POWDER COATED	BRUSHED STAINLESS STEEL	POLISHED STAINLESS STEEL			INCHES	CENTIMETERS	
Float Armless Sofa Metal Base 	FT TL400	COM	3192	3351	3670	4	72	OW	54	137
		COL	3511	3686	4037			OD	29	73
		G1	3674	3833	4152			OH	28	70
		G2	4100	4260	4579			SH	16	40
		G3	4287	4447	4766			AH	--	--
		G4	4420	4580	4899			SD	19	49
		G5	4634	4793	5112			SW	54	137
		L1	7506	7682	8033					

Float Sofa Upholstered Arm Metal Base 	FT TL405	COM	3394	3564	3903	5	90	OW	63	160
		COL	3733	3920	4293			OD	29	73
		G1	3950	4120	4459			OH	28	70
		G2	4448	4618	4957			SH	16	40
		G3	4666	4836	5175			AH	22	57
		G4	4821	4991	5331			SD	19	49
		G5	5070	5240	5579			SW	54	137
		L1	8398	8584	8958					

Float Sofa Wood Arm Metal Base 	FT TL410	COM	3566	3744	4100	4	72	OW	63	160
		COL	3922	4118	4510			OD	29	73
		G1	4048	4226	4583			OH	28	70
		G2	4475	4653	5010			SH	16	40
		G3	4661	4840	5196			AH	22	57
		G4	4795	4973	5330			SD	19	49
		G5	5008	5186	5543			SW	54	137
		L1	7908	8104	8496					

NOTE

SPECIFY: Metal Finish Upholstery Wood / Lacquer Finish

Dimensions are in inches and are approximate.
Contact Customer Service if dimensions are critical.
www.elanbydecca.com

For complete list of finish options and codes, see page 5 & 6 of price list or go to www.elanbydecca.com

DESCRIPTION	MODEL	FABRIC GRADES	POWDER COATED	BRUSHED STAINLESS STEEL	POLISHED STAINLESS STEEL	YARDAGE	SQUARE FEET	DIMENSIONS	INCHES	CENTIMETERS
Float Armless Sofa	FT TS500	COM	3938	4135	4529	5.5	99	OW	81	206
Metal Base		COL	4332	4549	4982			OD	29	73
		G1	4579	4776	5170			OH	28	70
		G2	5148	5345	5739			SH	16	40
		G3	5397	5594	5988			AH	--	--
		G4	5575	5772	6166			SD	29	74
		G5	5859	6056	6450			SW	81	206
		L1	9666	9883	10316					



Float Sofa	FT TS505	COM	4110	4315	4726	6	108	OW	90	229
Upholstered Arm		COL	4521	4747	5199			OD	29	73
Metal Base		G1	4830	5036	5447			OH	28	70
		G2	5470	5676	6087			SH	16	40
		G3	5750	5956	6367			AH	22	57
		G4	5950	6156	6567			SD	19	49
		G5	6270	6476	6887			SW	81	206
		L1	10530	10756	11208					



Float Sofa	FT TS510	COM	4377	4595	5033	5.5	99	OW	90	229
Wood Arm		COL	4814	5055	5536			OD	29	73
Metal Base		G1	5016	5235	5673			OH	28	70
		G2	5585	5804	6242			SH	16	40
		G3	5834	6053	6491			AH	22	57
		G4	6012	6231	6668			SD	19	49
		G5	6296	6515	6953			SW	81	206
		L1	10135	10376	10857					






NOTE

SPECIFY: Metal Finish Upholstery Wood / Lacquer Finish

Dimensions are in inches and are approximate. Contact Customer Service if dimensions are critical. www.elanbydecca.com

For complete list of finish options and codes, see page 5 & 6 of price list or go to www.elanbydecca.com

















DESCRIPTION	MODEL	FABRIC GRADES	POWDER COATED	BRUSHED STAINLESS STEEL	POLISHED STAINLESS STEEL	YARDAGE	SQUARE FEET	DIMENSIONS	INCHES	CENTIMETERS
Float Bench Metal Base 	FT BE650	COM	2534	2661	2914	1	15.3	OW	29	74
		COL	2788	2927	3206			OD	20	51
		G1	2658	2784	3038			OH	17	43
		G2	2764	2891	3144					
		G3	2811	2938	3191					
		G4	2844	2971	3224					
		G5	2898	3024	3278					
		L1	3742	3882	4160					
Float Bench Metal Base 	FT BE660	COM	2935	3082	3376	2.50	45	OW	54	137
		COL	3229	3390	3713			OD	20	51
		G1	3115	3262	3556			OH	17	43
		G2	3275	3422	3716					
		G3	3345	3492	3786					
		G4	3395	3542	3836					
		G5	3475	3622	3916					
		L1	4623	4784	5107					
Float Bench Metal Base 	FT BE670	COM	3148	3306	3621	3	54	OW	81	206
		COL	3463	3636	3983			OD	20	51
		G1	3386	3544	3859			OH	17	43
		G2	3600	3757	4072					
		G3	3693	3850	4165					
		G4	3760	3917	4232					
		G5	3866	4024	4339					
		L1	5416	5589	5935					

NOTE

SPECIFY: Metal Finish Upholstery

Dimensions are in inches and are approximate.
 Contact Customer Service if dimensions are critical.
www.elanbydecca.com

For complete list of finish options and codes, see page 5 & 6 of price list or go to www.elanbydecca.com




DESCRIPTION	MODEL	POWDER COATED	BRUSHED STAINLESS STEEL	POLISHED STAINLESS STEEL	DIMENSIONS		
					INCHES	CENTIMETERS	
Float Coffee Table Metal Base  	FT CT100	2006	2107	2307	OW	30	76
					OD	30	76
						OH	15
 	FT CT105	2131	2237	2450	OW	36	91
					OD	36	91
						OH	15
 	FT CT110	2208	2318	2539	OW	42	107
					OD	42	107
						OH	15
Float Coffee Table Metal Base  	FT CT300	1958	2056	2252	OW	30	76
					OD	30	76
						OH	15
 	FT CT305	2082	2186	2394	OW	36	91
					OD	36	91
						OH	15
 	FT CT310	2159	2267	2483	OW	42	107
					OD	42	107
						OH	15
Float Coffee Table Metal Base  	FT CT900	2479	2603	2851	OW	42	107
					OD	24	61
						OH	15
 	FT CT905	2601	2731	2991	OW	50	127
					OD	28	71
						OH	15

NOTE

SPECIFY: Metal Finish Wood / Lacquer Finish

Dimensions are in inches and are approximate.
 Contact Customer Service if dimensions are critical.
www.elanbydecca.com

For complete list of finish options and codes, see page 5 & 6 of price list or go to www.elanbydecca.com

DESCRIPTION	MODEL	POWDER COATED	BRUSHED STAINLESS STEEL	POLISHED STAINLESS STEEL	DIMENSIONS		
					INCHES	CENTIMETERS	
Float Side Table Metal Base 	FT ST100	1399	1469	1609	OW	18	46
		OD	18	46			
		OH	20	51			
	FT ST105	1414	1484	1626	OW	20	51
		OD	20	51			
		OH	20	51			
	FT ST110	1437	1509	1653	OW	24	61
		OD	24	61			
		OH	20	51			
Float Side Table Metal Base 	FT ST200	1341	1408	1542	OW	18	46
		OD	18	46			
		OH	20	51			
	FT ST205	1351	1419	1554	OW	20	51
		OD	20	51			
		OH	20	51			
	FT ST210	1375	1443	1581	OW	24	61
		OD	24	61			
		OH	20	51			
Float Cantilever Work Table Metal Base 	FT ST120	1220	1281	1403	OW	16	41
	OD	18	46				
	OH	24	61				

NOTE

SPECIFY: Metal Finish / Wood / Lacquer Finish

Dimensions are in inches and are approximate.
 Contact Customer Service if dimensions are critical.
www.elanbydecca.com

For complete list of finish options and codes, see page 5 & 6 of price list or go to www.elanbydecca.com